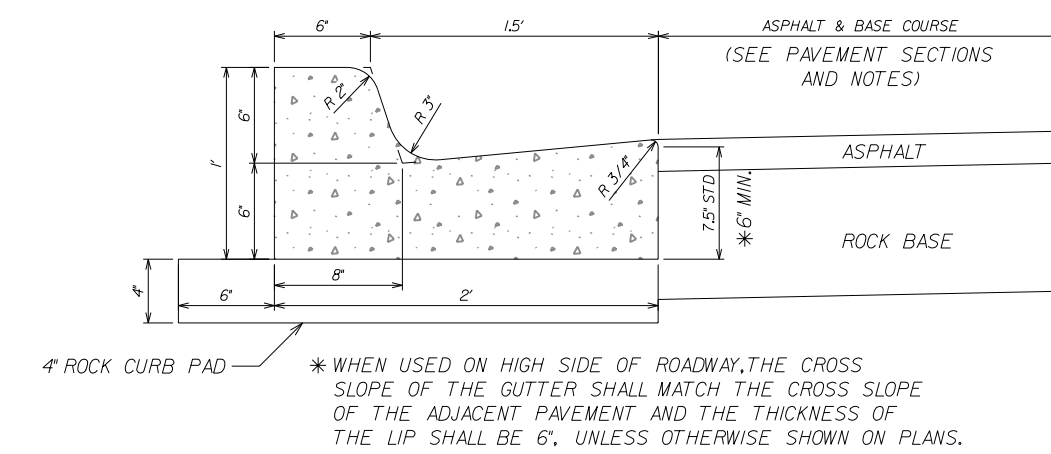
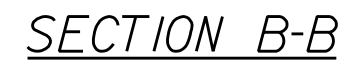



- 
- The diagram illustrates a trench cross-section with the following components and labels:
- FINISH GRADE**: Indicated at the top of the trench.
  - BACKFILL LAYERS NOT TO EXCEED 12" IN THICKNESS FROM 12" ABOVE PIPE**: Label for the upper backfill layer.
  - 6" PIPE DIA.**: Label for the pipe diameter.
  - 6"**: Label for the distance from the pipe to the trench walls.
  - BACKFILL LAYERS NOT TO EXCEED 8" IN THICKNESS TO 12" ABOVE PIPE, AND KEY TO LEVEL ON BOTH SIDES OF PIPE.**: Label for the lower backfill layer.
  - LIMITS OF TRENCH**: Indicated on the left side of the trench.
  - PEAROCK FOUNDATION WHERE NEEDED**: Indicated on the left side of the trench.
  - UNDISTURBED EARTH**: Indicated at the bottom of the trench.
  - NOTE**: ALL BACKFILL COMPACTED TO 90% MAXIMUM DENSITY AT OPTIMUM MOISTURE AS DETERMINED BY ASTM 7190.

PIPE BEDDING DETAIL



TYPE "F" CURB & GUTTER

NOTE:  
CONCRETE SHALL BE 3000 psi AT 28 DAYS



This item has been electronically signed  
and sealed with a Digital Signature by:  
Cary D Winningham  
2023.06.01 12:34:41 -04'00'  
Printed copies of this document are not  
considered signed and sealed and must  
be verified on any electronic copies.